

On our homepage, press “subscribe” in the events section

We invite you to log in to register for our events.

To directly import our events into your calendar, please press the “subscribe button” below.

< APRIL – AUGUST 2018 >

Alle verbergen Alle zeigen Liste

- APR 18 MI DocNet Running Team Apr 18 um 19:00 – 20:00
- APR 30 Mo Pub Quiz @Gallus Pub with Bertelsmann @ Gallus Pub Apr 30 um 20:00 – 23:00
- MAI 9 MI Pasta Party @ Michael's Garden Mai 9 um 19:00 – 20:00
- MAI 10 Do DocNet Team Auffahrtslauf 2018 @ Kybunpark Mai 10 um 17:00 – 23:00
- MAI 24 Do DocDrinks – Save the Date @ TBD Mai 24 ganztägig
- JUN 1 Fr DocNet Summer Party Jun 1 um 20:00 – Jun 2 um 00:00
- JUN 28 Do DocDrinks – Save the Date @ TBD Jun 28 ganztägig
- JUL 26 Do DocDrinks – Save the Date @ TBD Jul 26 ganztägig
- AUG 29 MI DocNet Running Team Aug 29 um 19:00 – 20:00
- AUG 30 Do DocDrinks – Save the Date @ TBD Aug 30 ganztägig

< APRIL – AUGUST 2018 >

Abonnieren

1

Press “Subscribe” at the right bottom of the page

DocDrinks – Save the Date @ TBD Jul 26 ganztägig

DocNet Running Team Aug 29 um 19:00 – 20:00

DocDrinks – Save the Date @ TBD Aug 30 ganztägig

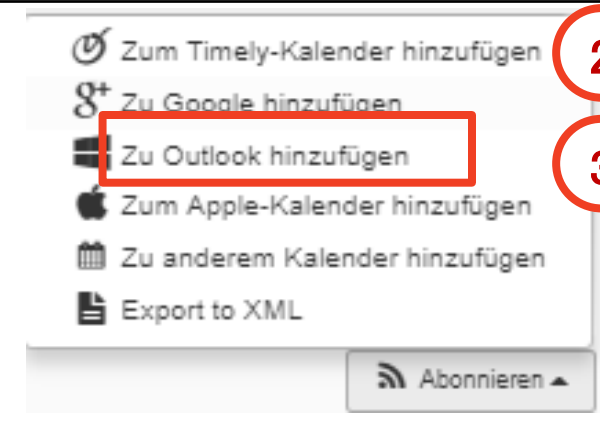
< APRIL – AUGUST 2018 >

Abonnieren

Abonnieren

Abonnieren

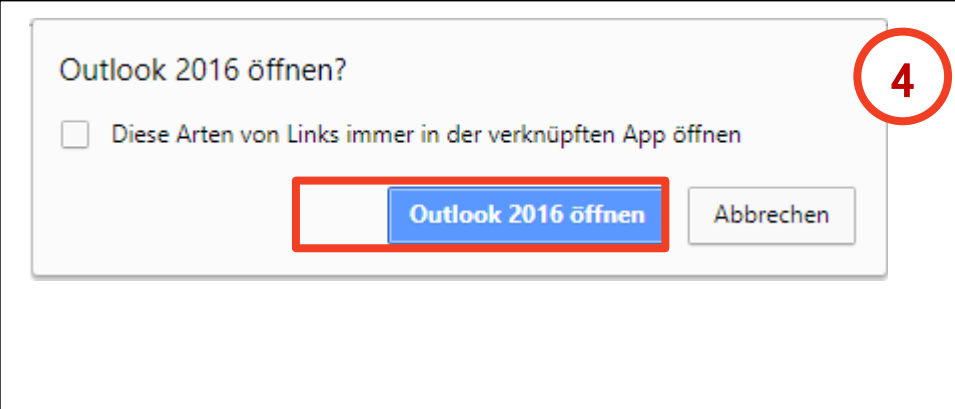
Export the calendar to your Outlook calendar



2 Select the calendar you want to export these events to.

3 To export them to your university calendar, press “export to Outlook”

The screenshot shows a dropdown menu with the following options: 'Zum Timely-Kalender hinzufügen', 'Zu Google hinzufügen', 'Zu Outlook hinzufügen' (highlighted with a red box), 'Zum Apple-Kalender hinzufügen', 'Zu anderem Kalender hinzufügen', and 'Export to XML'. At the bottom of the menu is a button labeled 'Abonnieren' with a small triangle icon.



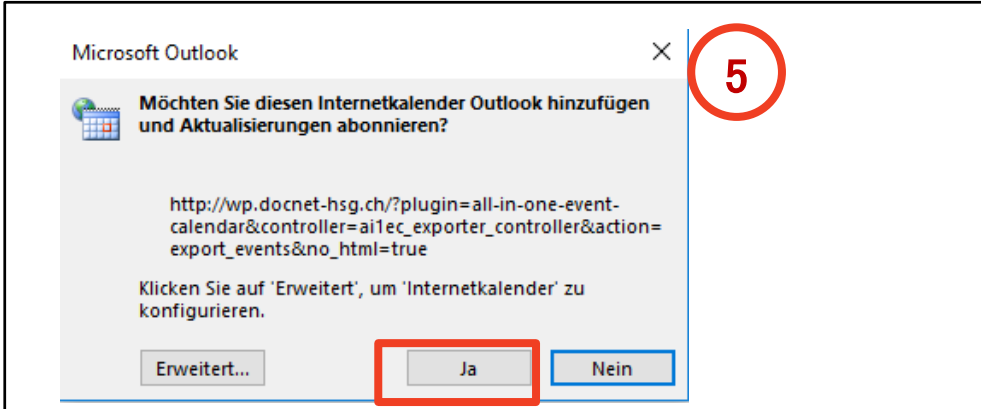
4

Outlook 2016 öffnen?

Diese Arten von Links immer in der verknüpften App öffnen

Outlook 2016 öffnen Abbrechen

The screenshot shows a dialog box titled 'Outlook 2016 öffnen?'. It contains a checkbox labeled 'Diese Arten von Links immer in der verknüpften App öffnen' which is currently unchecked. Below the checkbox are two buttons: 'Outlook 2016 öffnen' (highlighted with a red box) and 'Abbrechen'.



5

Microsoft Outlook

Möchten Sie diesen Internetkalender Outlook hinzufügen und Aktualisierungen abonnieren?

http://wp.docnet-hsg.ch/?plugin=all-in-one-event-calendar&controller=ai1ec_exporter_controller&action=export_events&no_html=true

Klicken Sie auf 'Erweitert', um 'Internetkalender' zu konfigurieren.

Erweitert... **Ja** Nein

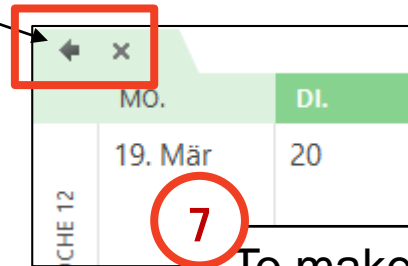
The screenshot shows a Microsoft Outlook dialog box. The title bar says 'Microsoft Outlook'. The main text asks 'Möchten Sie diesen Internetkalender Outlook hinzufügen und Aktualisierungen abonnieren?'. Below this is a URL: 'http://wp.docnet-hsg.ch/?plugin=all-in-one-event-calendar&controller=ai1ec_exporter_controller&action=export_events&no_html=true'. Further down, it says 'Klicken Sie auf 'Erweitert', um 'Internetkalender' zu konfigurieren.'. At the bottom, there are three buttons: 'Erweitert...', 'Ja' (highlighted with a red box), and 'Nein'.

Integrate the DocNet Calendar into your existing one.

	MO.	DI.	MI.	DO.	FR.	SA.	SO.
WOCHE 13	26. Mär	27	28	29	30	31	1. Apr
WOCHE 14	2	3	4	5	6	7	8
WOCHE 15	9	10	11	12	13	14	15
WOCHE 16	16	17	18	19	20	21	22
WOCHE 17	23	24	25	26	27	28	29
WOCHE 18	30 20:00 Pub Quiz @Gallus Pub with Bertelsmann ; Gallus Pu...	1. Mai	2	3	4	5	6

6

This is how your new calendar should look like.



7

To make the two calendars overlap, click on this small arrow.